

RESEARCH ABOUT

LIVELIHOOD IN ARGENTINA



NATIONAL
SURVEY



CRUZ ROJA
ARGENTINA

OBSERVATORIO
HUMANITARIO



COVID-19 pandemic posed significant challenges, especially for those who are vulnerable. Within this context, the results of a national survey carried out to learn about the economic situation and the physical and emotional health of the population within the world of work are presented below:

The main goals were the following:

- 1** To monitor the economic situation and the ability to meet the basic needs.
- 2** To expose the work problems product of the pandemic.
- 3** To analyze the current physical and emotional health at the work environment.



Results were analyzed according to the main sociodemographic variables, being the socioeconomic status the one that conditioned the results the most.

This survey is framed within a larger program developed by the Humanitarian Observatory of the Argentine Red Cross.

The following analysis is based on the population that participated in the **program of Livelihood of the Argentine Red Cross.**

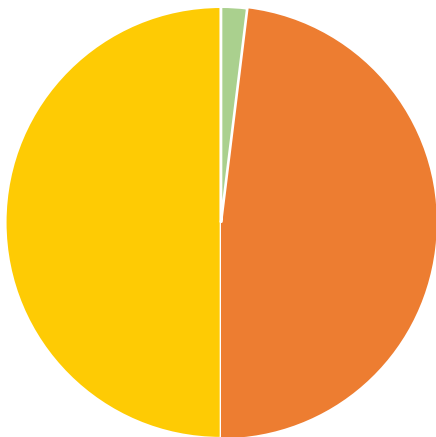
NOTE:

Percentages might not add up to 100% because of rounding procedures.



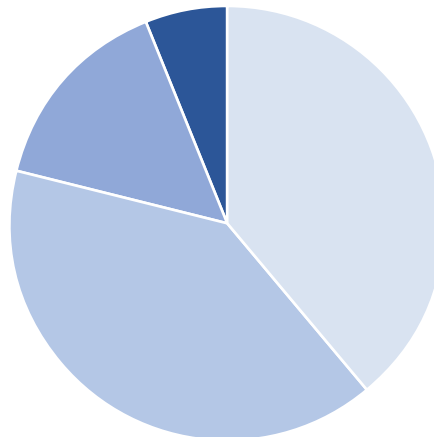
SAMPLE PROFILE

GENDER



48% FEMALE 50% MALE 2% OTHER

AGE

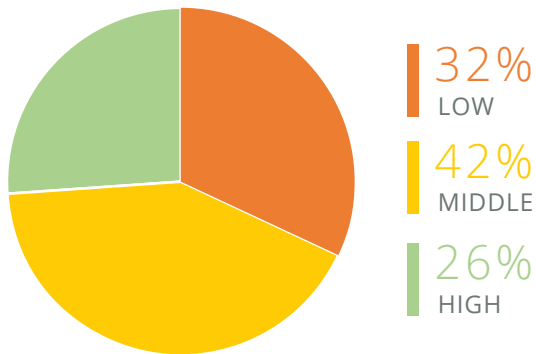


39% 18 TO 29
40% 30 TO 49
15% 50 TO 64
6% 65 OR MORE

BASE: TOTAL POPULATION SURVEYED



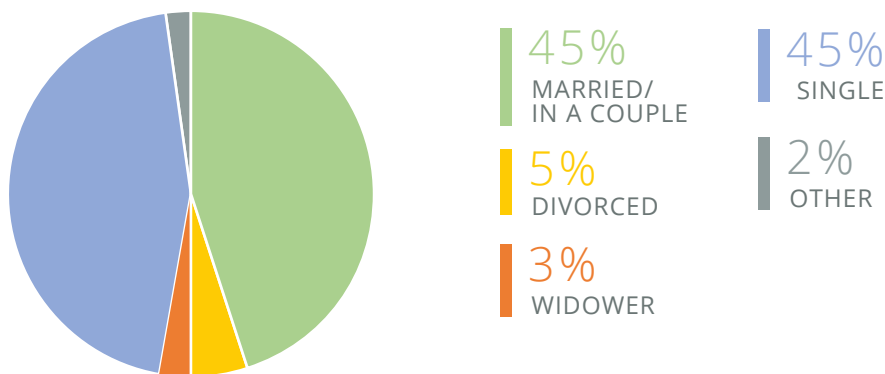
SOCIOECONOMIC STATUS



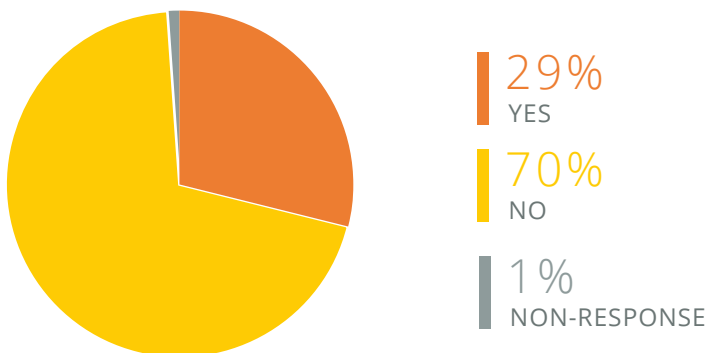
RESIDENCE AREA

Residence Area	%
AMBA	33%
Centro	31%
Cuyo	7%
NEA	11%
NOA	11%
Patagonia	6%

MARITAL STATUS



DO YOU HAVE SCHOOL-AGE CHILDREN?



BASE: TOTAL POPULATION SURVEYED



PERSONAL ECONOMY

CURRENT EMPLOYMENT SITUATION

- What is your current employment situation?

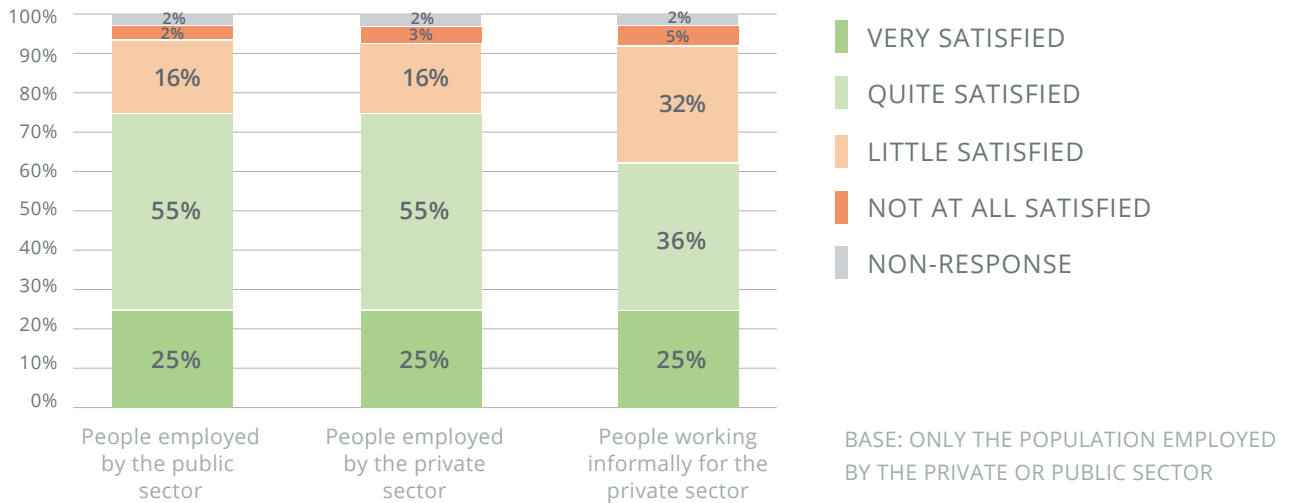
	%
works for the private sector	25%
works as a freelancer	22%
student	18%
works for the public sector	11%
retired	7%
unemployed	6%
underemployed	5%
homemaker	4%
non-response	2%

BASE: TOTAL POPULATION SURVEYED



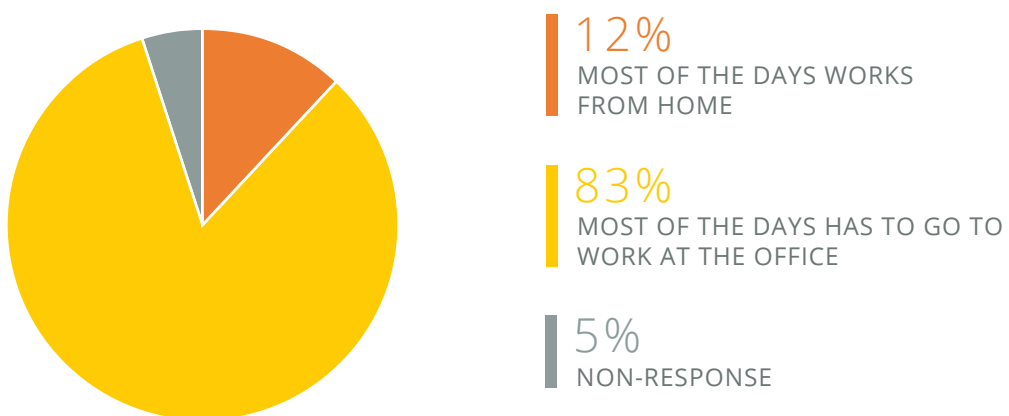
SATISFACTION WITH THE EMPLOYMENT SITUATION

- Are you very, quite, little or not at all satisfied with this work situation?



CURRENT WORK MODALITY

- Currently, are you working most of the days from home or at the office?

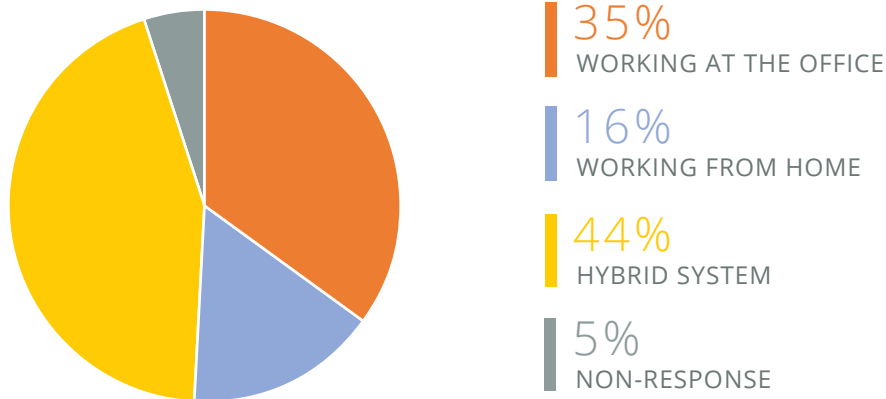


BASE: ONLY THE POPULATION EMPLOYED BY THE PRIVATE OR THE PUBLIC SECTOR.



PREFERRED WORK MODALITY

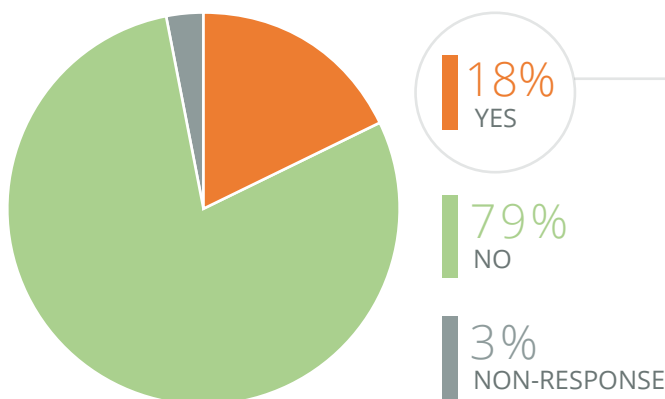
- If you could choose, in which modality would you prefer to work?



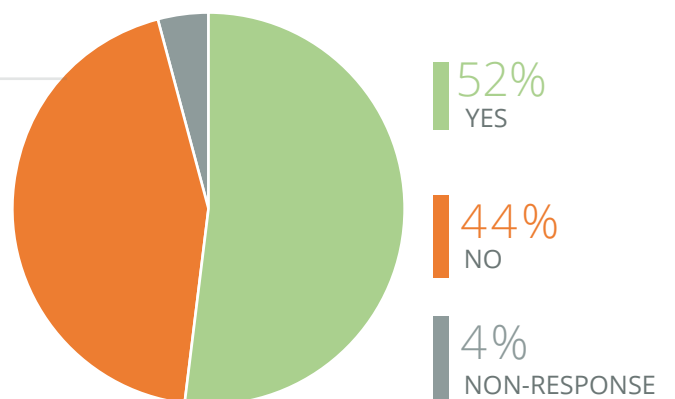
BASE: ONLY THE POPULATION EMPLOYED BY THE PRIVATE OR THE PUBLIC SECTOR

JOB LOSS DUE TO THE PANDEMIC

- Did any person at your home in working-age loss his/her job due to the pandemic?



- Was he/she able to find a new one?



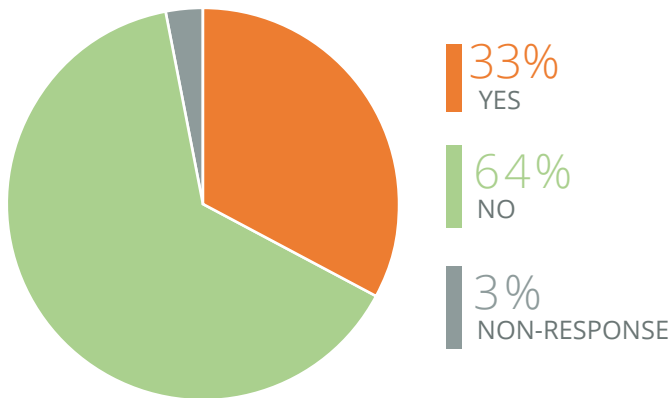
	SOCIOECONOMIC STATUS		
	Low	Middle	High
Yes	29	14	10
No	66	84	89
Non-response	5	2	1
Total	100	100	100

BASE: TOTAL POPULATION SURVEYED



IMPACT ON THE EMPLOYMENT SITUATION

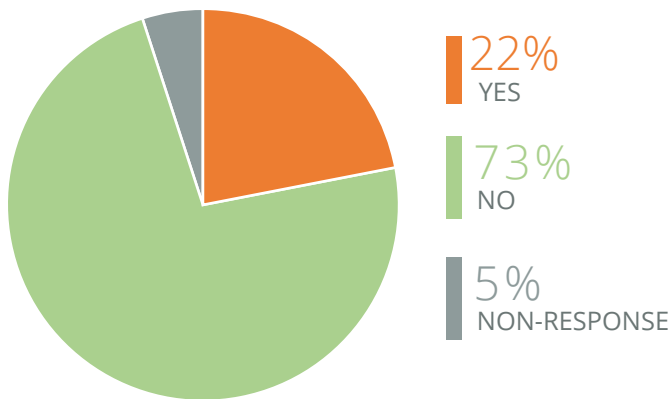
- Has anyone at your home been suspended or did he/she suffer a reduction in his/her incomes due to the pandemic?



	SOCIOECONOMIC STATUS		
	Low	Middle	High
Yes	44	30	24
No	51	68	75
Non-response	5	2	1
Total	100	100	100

BASE: TOTAL POPULATION SURVEYED

- Would anyone at your home like to work more hours than they do?



	SOCIOECONOMIC STATUS		
	Low	Middle	High
Yes	32	16	20
No	61	79	78
Non-response	6	5	2
Total	100	100	100

BASE: TOTAL POPULATION SURVEYED

TO MAKE ENDS MEET

- In you household, do you find it difficult to make ends meet?

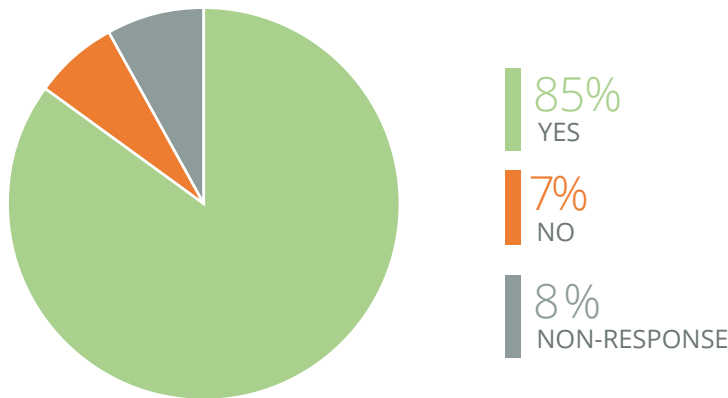
TO MAKE ENDS MEET	%
Says that he/she has difficulty to make ends meet	81%
Says that he/she has no difficulty to make ends meet	14%
Non-response	5%

BASE: TOTAL POPULATION SURVEYED



INTEREST IN GETTING A FORMAL JOB FROM THE ONES THAT RECEIVE HELP FROM AN INSTITUTION TO COVER THEIR BASIC NEEDS.

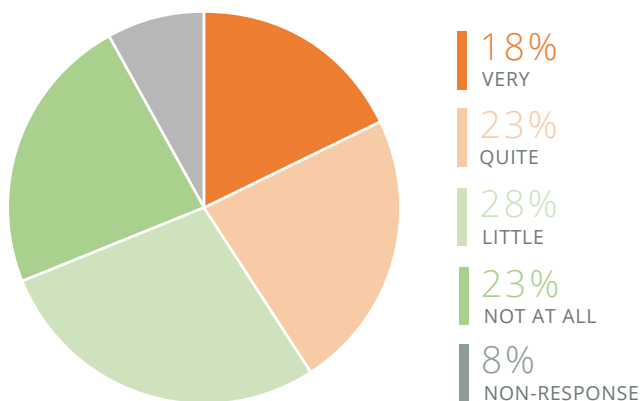
- Would you or any member of your family that receives help from the government, a humanitarian institution, or any other social program be interested in getting a formal job?



BASE: TOTAL POPULATION SURVEYED THAT RECEIVE HELP FROM INSTITUTIONS

MAIN SOURCE OF INCOME

- Are you very, quite, little or not at all worried about losing your job or the source of income of your household?



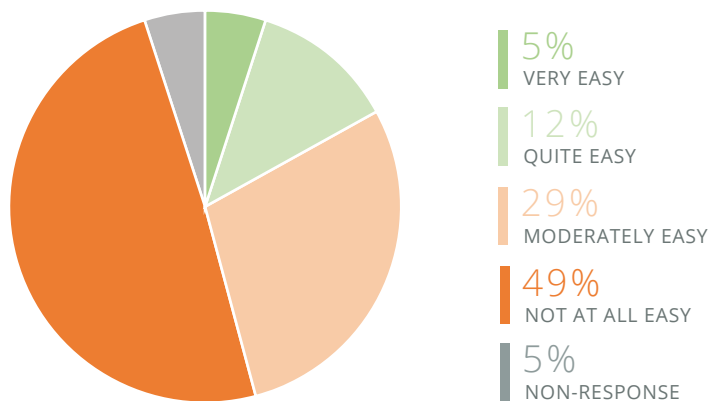
	SOCIOECONOMIC STATUS		
	Low	Middle	High
Very worried	31	12	11
Quite worried	24	23	22
Little worried	22	24	40
Not at all worried	13	31	25
Non-response	10	10	3
Total	100	100	100
Very + Quite	55	35	33

BASE: TOTAL POPULATION SURVEYED



DIFFICULTY TO FIND A JOB THAT ALLOWS HIM/HER MAKE ENDS MEET

- Imagine that you decide to go searching for a job tomorrow. Do you believe that it will be very, quite, moderately or not at all easy to find a job that allows you make ends meet?



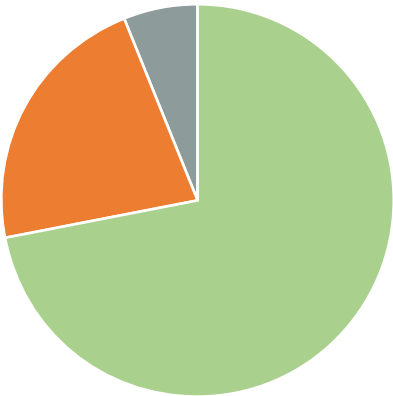
BASE: TOTAL POPULATION SURVEYED



MENTAL HEALTH AT WORK

RELATIONSHIP BETWEEN FAMILY AND WORK LIFE

- Do you believe that you can correctly balance your family life with your work life?



72%
YES

22%
NO

6%
NON-RESPONSE

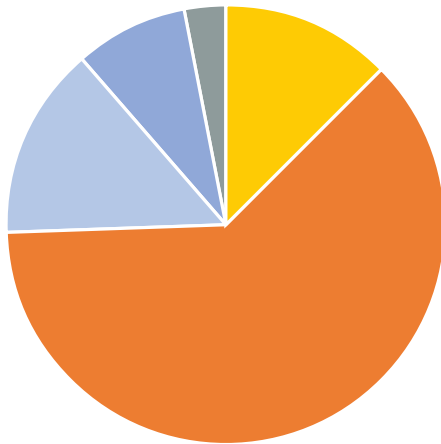
	SOCIOECONOMIC STATUS		
	Low	Middle	High
Yes	57	75	78
No	30	21	19
Non-response	13	4	3
Total	100	100	100

BASE: TOTAL POPULATION SURVEYED THAT WORK



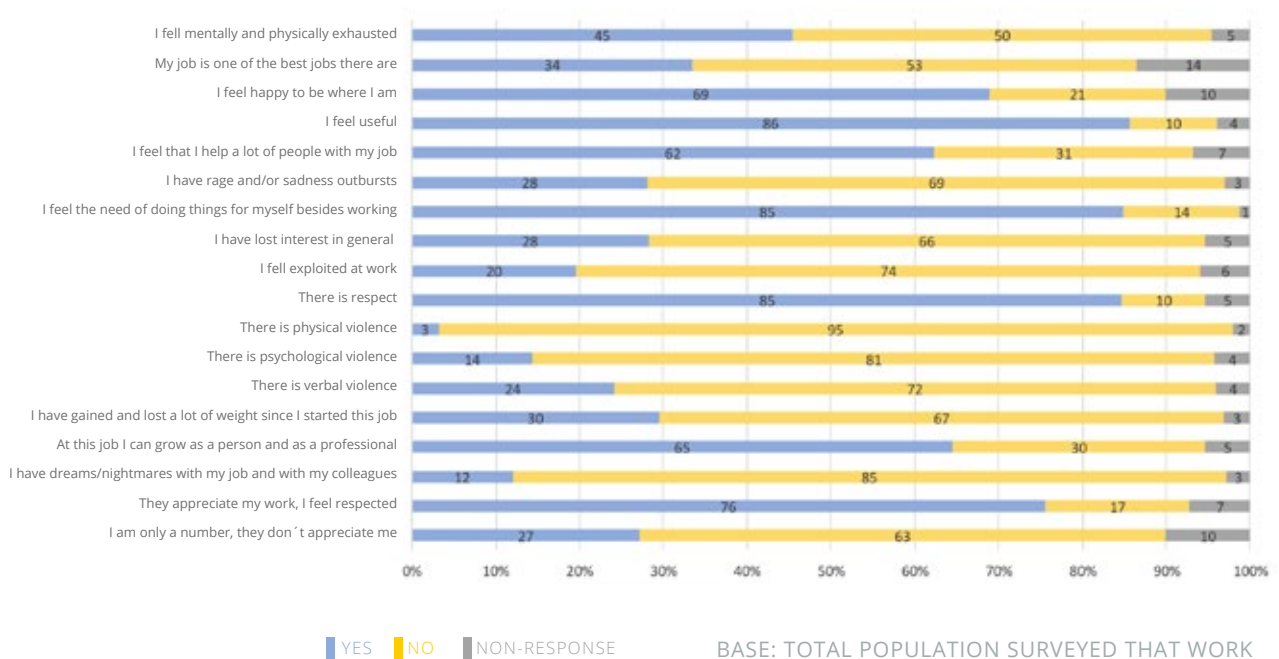
FAMILY DEMAND

- If your family reproach you for the high number of hours dedicated to work outside the household, do you...?

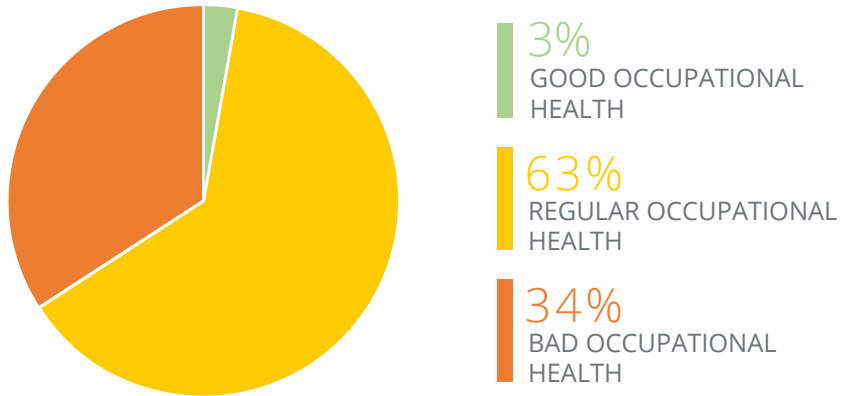


BASE: TOTAL POPULATION SURVEYED THAT CAN NOT CORRECTLY BALANCE FAMILY LIFE WITH WORK LIFE

- Answer yes or no to the following statements:



¿WHAT IS YOUR OCCUPATIONAL HEALTH STATE?



	EMPLOYMENT		
	Public	Private	Independent
Good occupational health	5	1	4
Regular occupational health	70	57	66
Bad occupational health	25	42	30
Total	100	100	100

BASE: TOTAL POPULATION SURVEYED THAT WORK



CONCLUSIONS

BASED ON THE MAIN RESULTS OF THE RESEARCH THE CONCLUSIONS ARE PRESENTED BELOW:

- 1** **44%** of the respondents prefer hybrid systems of work, next to it the **35%** want to work in person at the office and a **16%** chose virtual mode. Nevertheless, the **83%** say that most of the days work from the office.
- 2** A series of indicators show the financial context of the respondents in relation to the pandemic:
 - a)** **18%** say that someone of working-age at the household lost his/her job due to the pandemic. From that total, **52%** were able to get a new job.



- b) 33%** say that someone at the household was suspended or suffered a reduction in his/her incomes due to the pandemic. disminuidos sus ingresos como consecuencia de la pandemia.
- c) 81%** of the respondents say to have some difficulty to make ends meet.
- d) 85%** of the people that receive help from institutions to cover the basic needs have interest in getting a formal job.
- e)** Indicators are accentuated according to the incomes of the people, being the people with fewer incomes the most financially affected by the pandemic.

3 Sobre la salud mental en el trabajo:

- a) 72%** of the respondents that work say that can correctly balance their family and work life. This percentage lowers among people of low socioeconomic status.
- b)** From the respondents that can not balance their family and work life, **44%** accepts it and feels guilty about it.
- c) 34%** of the respondents that work manifest to have a bad occupational health due to physical or emotional reasons.
- d)** Nevertheless, **85%** say to feel the need of doing things for themselves besides working. Also, **65%** point out physical and emotional exhaustion. However, **76%** feels that their work is appreciated.



DATA SHEET



Studied population:

People who participated in the program of Livelihood of the Argentine Red Cross.



Methodology:

In person.



Sample characteristics:

The field operation was deployed in 20 provinces across the country.



Number of surveys:

1517 cases.



Statistical error:

Statistical error is not calculated because it is not a probabilistic sample. As an informative data, a probabilistic sample with this number of surveys has a +/- 2.6% margin of error for a trust level of 95%.



Date of the field operation:

June 2022.



OBSERVATORIO
HUMANITARIO 

REASERCH ABOUT

LIVELIHOOD



With the support of



www.cruzroja.org.ar



CruzRojaArg