

RESEARCH ABOUT

# ELDERLY PEOPLE IN ARGENTINA



NATIONAL  
SURVEY

OBSERVATORIO  
HUMANITARIO 

 CRUZ ROJA  
ARGENTINA



## INTRODUCTION

The results of the third national survey conducted Argentine Red Cross are presented below; in this case it is about the situation of the elderly.

**The objectives were:**

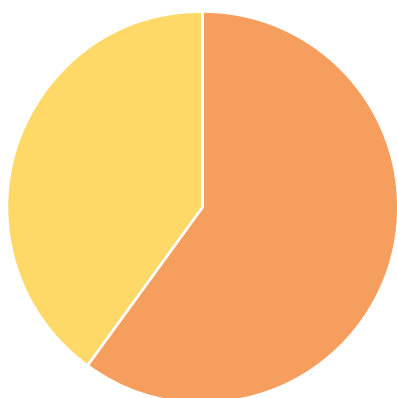
- 1** Assess the general health situation of the population and the impact of the pandemic on them.
- 2** Analyze the perceptions about sexuality at this stage of life.
- 3** Identify the recreational activities they do.
- 4** Measure their level of life satisfaction.
- 5** Measure the percentage of older adults who suffer any type of social abuse.

The results were also analyzed by the main sociodemographic variables (gender, age, socioeconomic level and region of the country).



SAMPLE

## GENDER



60%  
FEMALE

40%  
MALE

## AGE



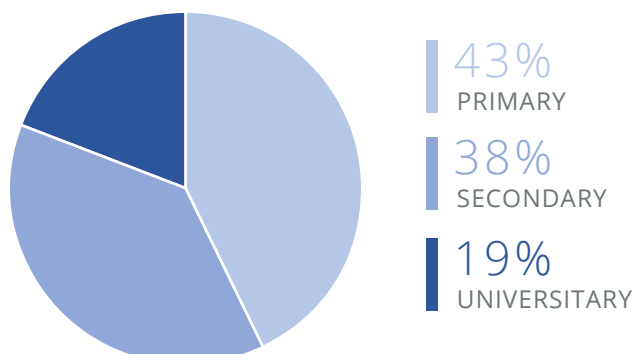
32%  
65 TO 69

29%  
70 TO 75

31%  
76 TO 85

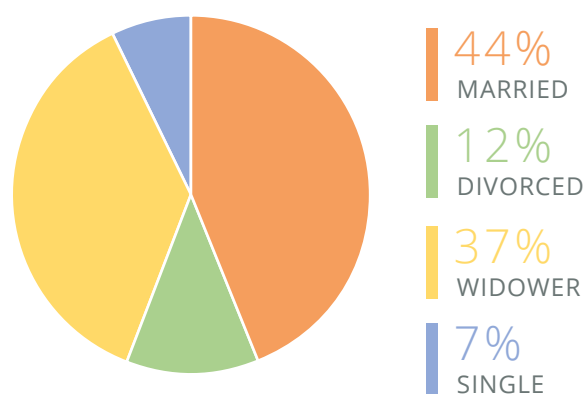
8%  
86 OR MORE

## EDUCATION LEVEL

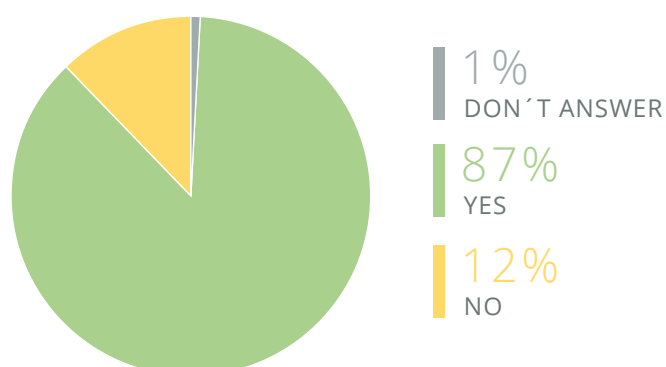


ZONE	%
AMBA	35%
Centro	39%
Cuyo	7%
NEA	6%
NOA	9%
Patagonia	4%

## MARITAL STATUS



## CHILDREN

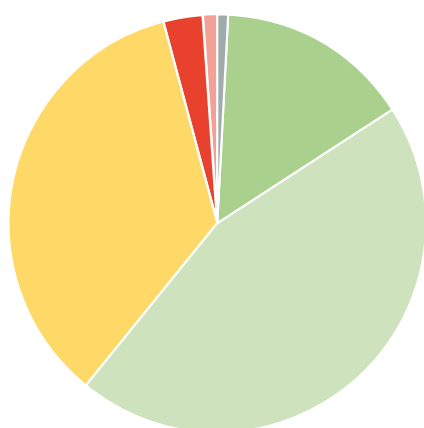






# HEALTH ASSESSMENT

¿HOW DO YOU EVALUATE YOUR HEALTH SITUATION?



15%  
Very good

35%  
REGULAR

1%  
VERY BAD

45%  
Good

3%  
Bad

1%  
DON'T ANSWER

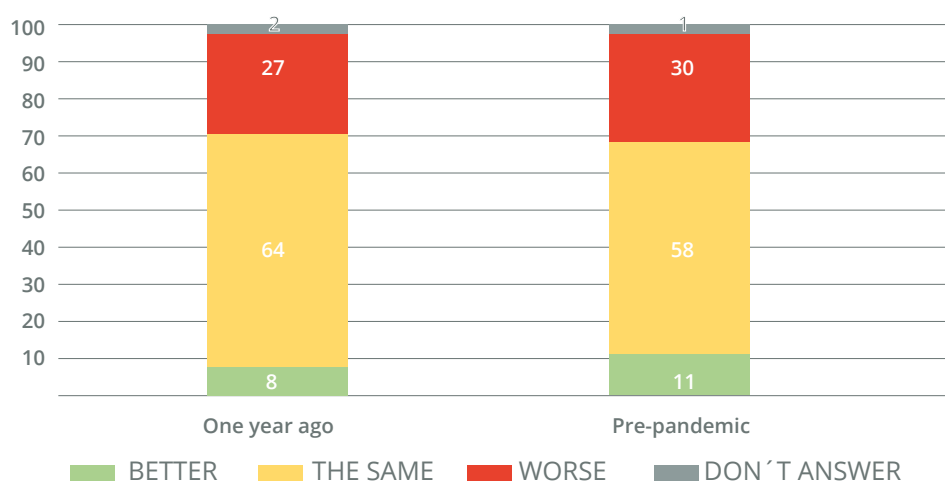
	Age				SEC level			Region						Children	
	65 to 69	70 to 75	76 to 85	86 or more	Low	Medium	High	AMBA	Centro	Cuyo	NEA	NOA	Patagonia	Si	No
Very good	19	16	12	11	11	15	25	12	14	24	27	17	17	16	12
Good	53	49	39	29	38	47	58	39	50	40	42	52	51	47	34
Regular	24	31	44	54	43	34	16	44	30	34	23	26	33	32	52
Bad	3	3	4	5	5	2	1	3	4	1	6	4	0	4	1
Very bad	1	1	0	1	1	1	0	1	0	1	1	1	0	0	1
Don't answer	0	1	1	0	1	0	0	0	1	0	0	1	0	1	0
POSITIVE	73	65	51	39	49	63	83	52	65	64	69	69	67	63	46
REGULAR	24	31	44	54	43	34	16	44	30	34	23	26	33	32	52
NEGATIVE	3	4	4	6	6	3	1	4	4	2	8	5	0	4	2

BASE: TOTAL INTERVIEWED



## RETROSPECTIVE EVALUATION OF HEALTH PERSONAL SITUATION

- **One year ago:** In relation to last year, would you say that your state of health...?
- **Before the pandemic:** Compared with your pre-pandemic situation, would you say that your state of health ...?



**One year ago:** In relation to last year, would you say that your state of health...?

	Age				SEC level			Region						Children	
	65 to 69	70 to 75	76 to 85	86 or more	Low	Medium	High	AMBA	Centro	Cuyo	NEA	NOA	Patagonia	Si	No
Better	8	8	6	9	9	5	10	5	8	9	21	8	5	8	7
The same	70	67	58	52	57	68	70	58	68	65	60	62	74	65	54
Worse	20	23	34	38	31	26	19	36	21	25	19	25	21	25	38
Don't answer	2	1	2	2	3	1	1	1	2	0	0	4	0	2	1

BASE: TOTAL INTERVIEWED

**Before the pandemic:** Compared with your pre-pandemic situation, would you say that your state of health...?

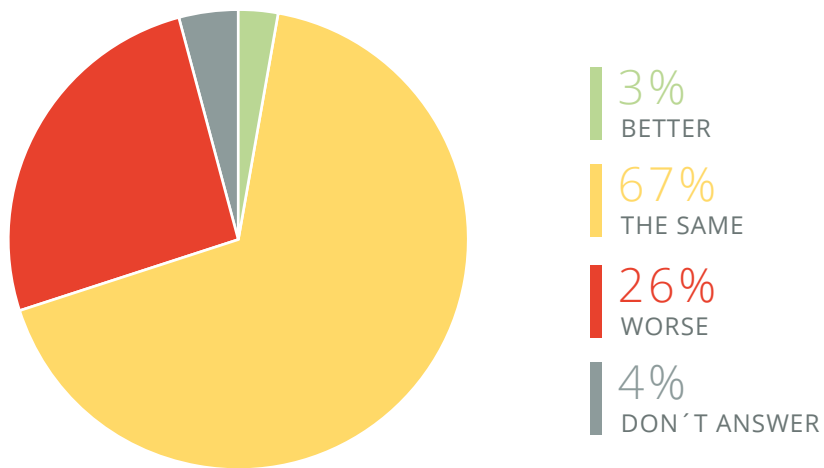
	Age				SEC level			Region						Children	
	65 to 69	70 to 75	76 to 85	86 or more	Low	Medium	High	AMBA	Centro	Cuyo	NEA	NOA	Patagonia	Si	No
Better	11	11	8	18	10	13	9	14	8	14	10	8	14	11	7
The same	63	61	54	39	50	63	65	51	60	62	62	59	75	59	49
Worse	24	27	37	42	38	24	25	34	31	23	28	31	9	28	44
Don't answer	2	1	1	1	2	1	0	1	1	1	0	2	3	1	0

BASE: TOTAL INTERVIEWED



## RETROSPECTIVE EVALUATION OF YOUR ABILITY TO REMEMBER

- Compared with your pre-pandemic situation, would you say that your ability to remember...?

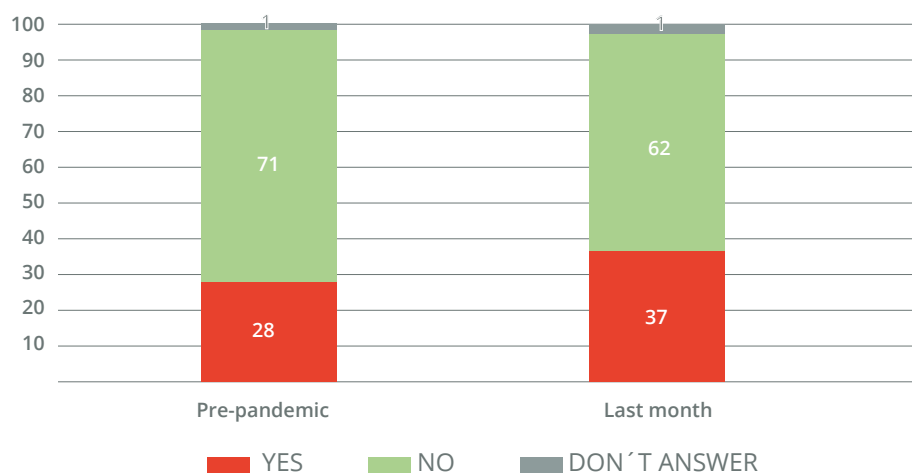


BASE: TOTAL INTERVIEWED



## CONSUMPTION OF TRANQUILIZER, ANXIOLYTIC OR SEDATIVE

- **Before the pandemic**, ¿did you take any tranquilizer, anxiolytic or sedative to calm yourselves or to sleep?
- **In the last month**, ¿did you take any tranquilizer, anxiolytic or sedative to calm yourselves or to sleep?



- **Before the pandemic**, ¿did you take any tranquilizer, anxiolytic or sedative to calm yourselves or to sleep?

	Sexo		Edad				Nivel			Region						¿Tiene hijos?	
	Masculino	Femenino	65 a 69	70 a 75	76 a 85	86 o más	Bajo	Medio	Alto	AMBA	Centro	Cuyo	NEA	NOA	Patagonia	Si	No
Si	24	30	24	26	31	37	23	35	25	29	28	27	31	26	18	30	13
No	75	69	74	73	69	61	76	64	75	70	71	72	69	73	80	69	87
No responde	1	1	1	0	0	2	1	1	0	1	1	1	0	1	3	1	0

BASE: TOTAL ENTREVISTADOS

- **In the last month**, ¿did you take any tranquilizer, anxiolytic or sedative to calm yourselves or to sleep?

	Sexo		Edad				Nivel			Region						¿Tiene hijos?	
	Masculino	Femenino	65 a 69	70 a 75	76 a 85	86 o más	Bajo	Medio	Alto	AMBA	Centro	Cuyo	NEA	NOA	Patagonia	Si	No
Si	31	40	34	38	37	42	32	44	34	36	36	35	46	42	33	39	21
No	68	58	63	62	63	57	68	54	65	63	63	63	54	58	64	60	79
No responde	1	1	3	0	0	1	1	2	2	1	2	3	0	0	3	1	0

BASE: TOTAL ENTREVISTADOS

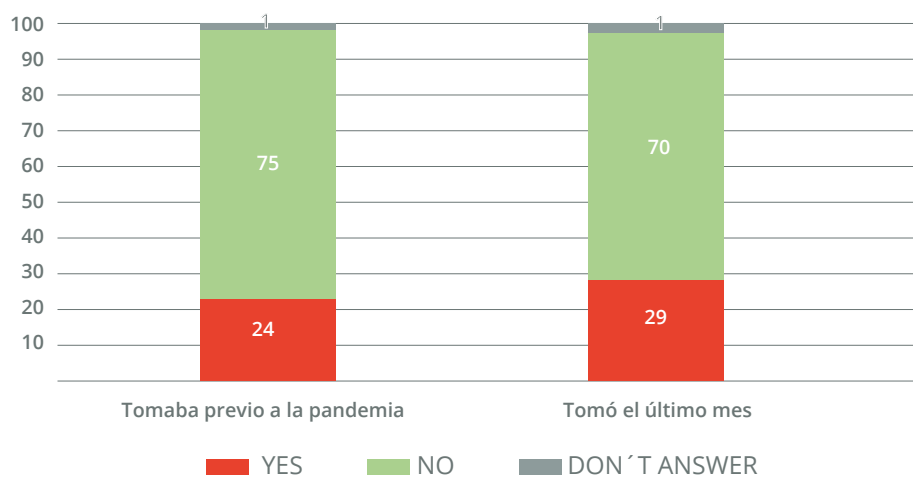




## OTHER MEDICINES CONSUMPTION

■ Before the pandemic, ¿did you take any other medicine?

■ In the last month, ¿did you take any other medicine?



BASE: TOTAL INTERVIEWED

■ Before the pandemic, ¿did you take any other medicine?

	Gender		Age				SEC level			Region						Children	
	Male	Female	65 to 69	70 to 75	76 to 85	86 or more	Low	Medium	High	AMBA	Centro	Cuyo	NEA	NOA	Patagonia	Si	No
Si	20	26	29	18	24	24	32	18	17	26	21	35	15	18	29	21	46
No	79	72	71	81	75	71	67	81	83	72	77	64	85	82	71	78	52
Don't answer	1	1	0	1	1	5	1	2	0	1	2	1	0	0	0	1	2

BASE: TOTAL INTERVIEWED

■ In the last month, ¿did you take any other medicine?

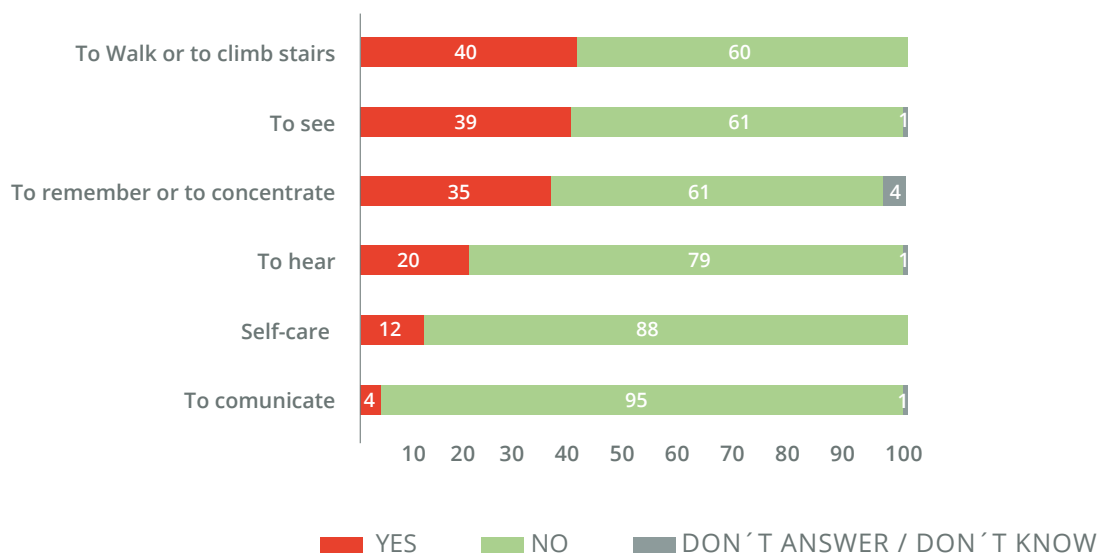
	Gender		Age				SEC level			Region						Children	
	Male	Female	65 to 69	70 to 75	76 to 85	86 or more	Low	Medium	High	AMBA	Centro	Cuyo	NEA	NOA	Patagonia	Si	No
Si	24	32	35	22	27	33	37	25	20	31	24	36	26	34	35	26	49
No	76	67	64	77	71	64	62	75	80	68	75	62	74	64	65	73	51
Don't answer	1	1	0	1	1	2	1	1	0	1	1	2	0	2	0	1	0

BASE: TOTAL INTERVIEWED



## PHISYCAL AND CONOCENTRATION DIFFICULTIES IN ELEDERY PEOPLE


### ■ ¿Do you have any difficult to...?





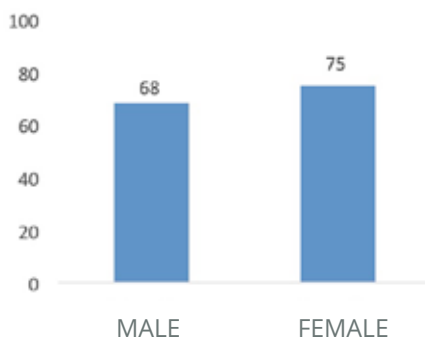
## PHYSICAL AND CONCENTRATION DIFFICULTIES IN ELDERLY PEOPLE

72%

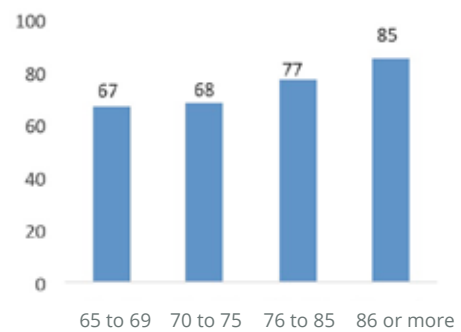


Of the elderly people have at least one difficulty in remembering, seeing, communicating, taking care of themselves, walking or hearing

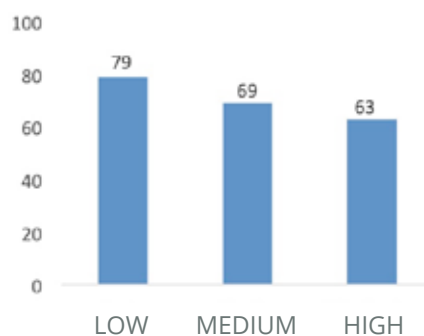
■ BY GENDER



■ BY AGE



■ BY SEC LEVEL



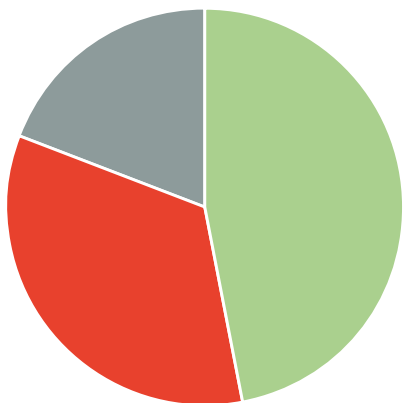
BASE: TOTAL INTERVIEWED



## SEXUALITY

### FALL IN LOVE

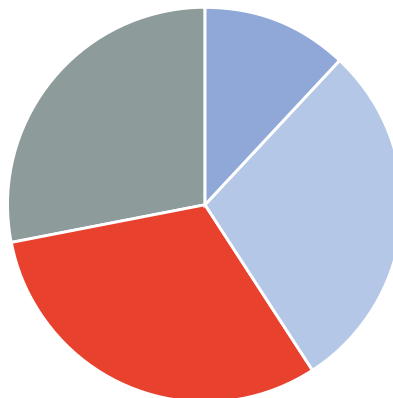
■ Do you think that it is possible to fall in love at this moment of your life?



47% YES  
34% NO  
19% DON'T ANSWER

BASE: TOTAL INTERVIEWED

■ ¿Do you think that sexual life is...?

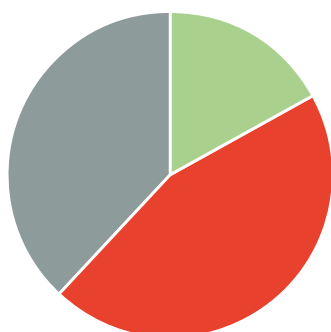


12% IT IS AS IMPORTANT AS WHEN YOU ARE YOUNG  
29% IT IS IMPORTANT BUT NOT AS IMPORTANT AS WHEN YOU ARE YOUNG  
31% IT IS NOT IMPORTANT  
28% DON'T ANSWER



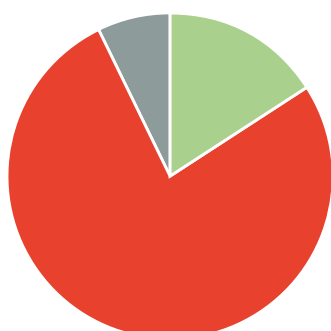
## SEX AMONG ELDERLY PEOPLE

### ■ ¿Do you have sex regularly?



BASE: TOTAL INTERVIEWED

### ■ ¿Do you use prophylactic methods?



BASE: ENTREVISTADOS QUE TIENEN RELACIONES SEXUALES

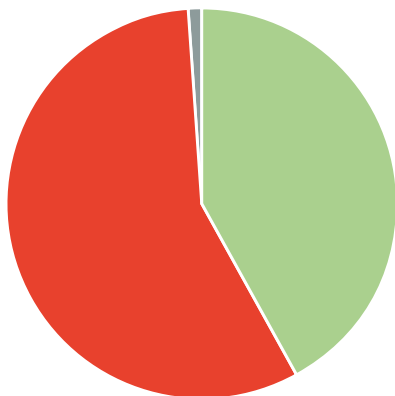




## FREE TIME

### PHISYCAL ACTIVITY

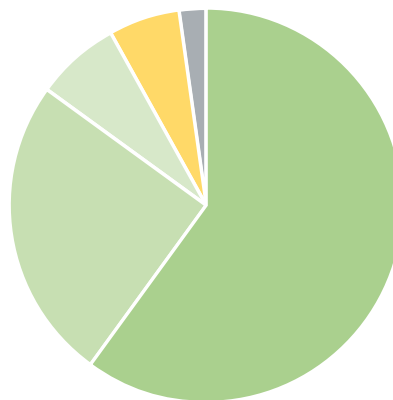
- In the past month, did you exercise or do physical activities such as going for a walk, jogging, swimming, playing a sport, gymnastics, yoga, dancing, or other physical activity ?



42% YES 57% NO 1% DON'T ANSWER

BASE: TOTAL INTERVIEWED

- How often do you do physical activity?



60% TWO OR MORE TIMES A WEEK

25% ONCE A WEEK

7% TWO OR THREE TIMES A MONTH

6% LESS FREQUENCY

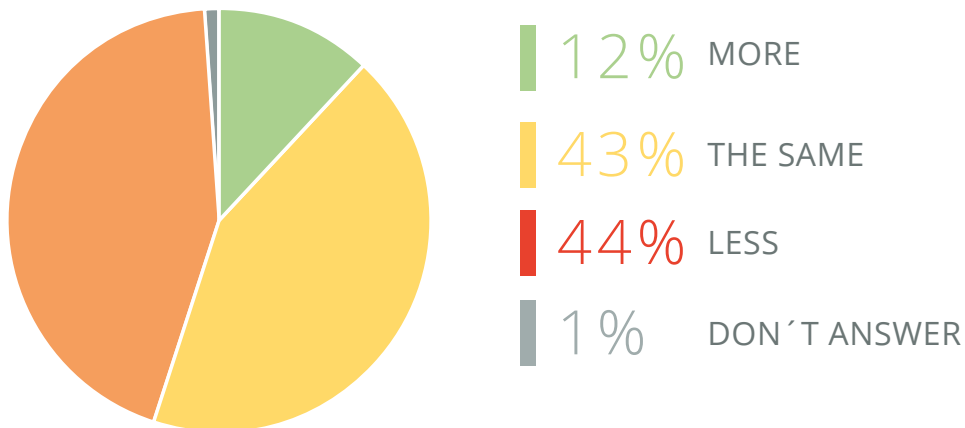
2% DON'T ANSWER

BASE: INTERVIEWES WHO DO PHISICAL ACTIVITY



## RETROSPECTIVE EVALUATION OF PHYSICAL ACTIVITY

- Would you say that you do more, the same or less physical activity than before the pandemic?

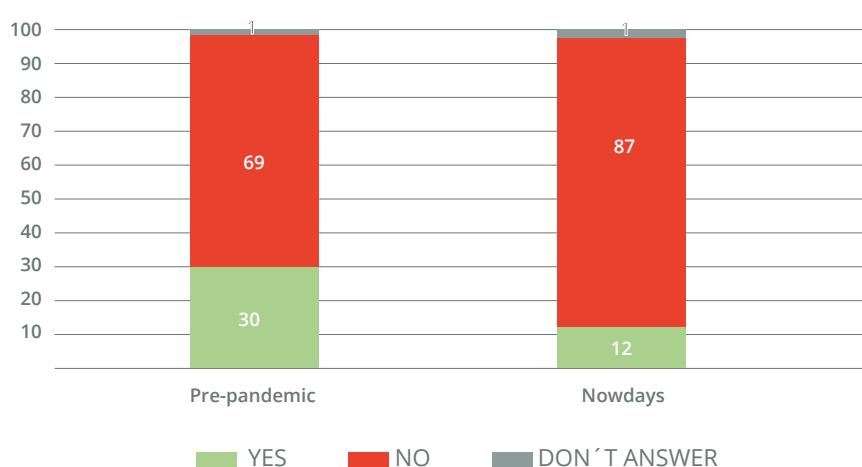


BASE: INTERVIEWEES WHO DO PHYSICAL ACTIVITY

## ARTISTIC ACTIVITIES AND SOCIAL TIES

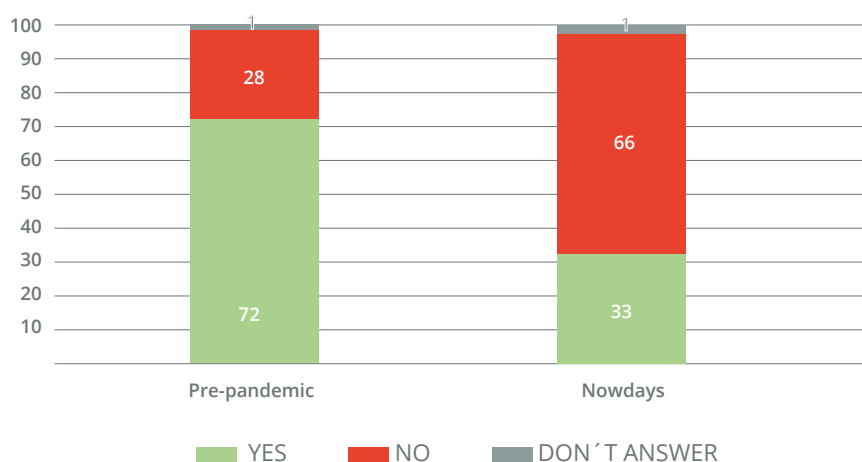
- Before the pandemic, did you attend a workshop / group to make crafts (not for sale) or other artistic activity?

Nowdays, do you attend a workshop / group to make crafts (not for sale) or other artistic activity?



- Before the pandemic, did you meet friends to chat, drink coffee, eat something together?

Nowdays, do you meet friends to chat, drink coffee, eat something together (virtually or in person)?



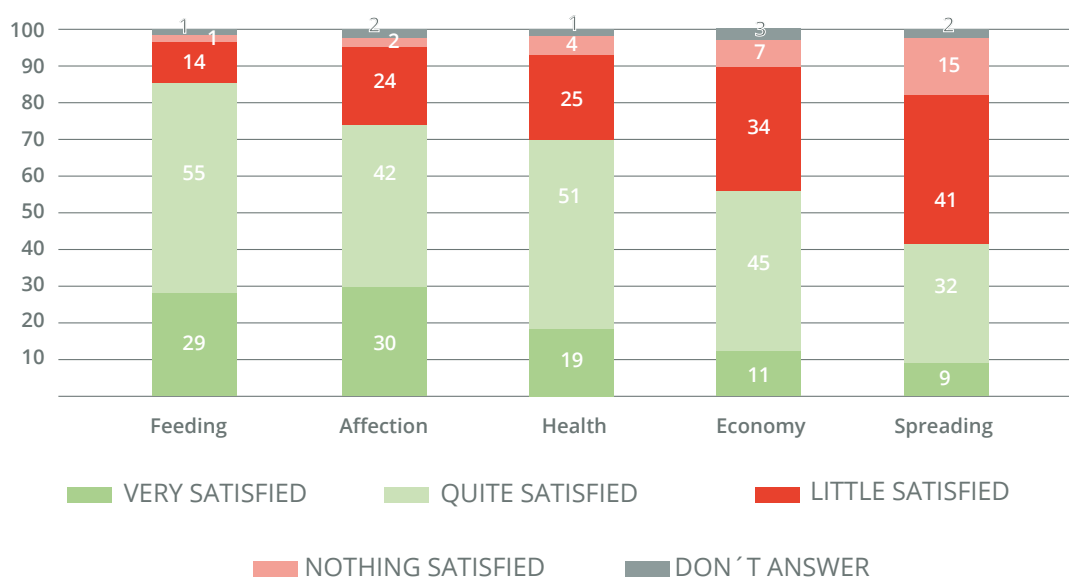
BASE: TOTAL INTERVIEWED



## GENERAL SATISFACTION

### SATISFACCIÓN CON DIVERSOS ASPECTOS DE LA VIDA

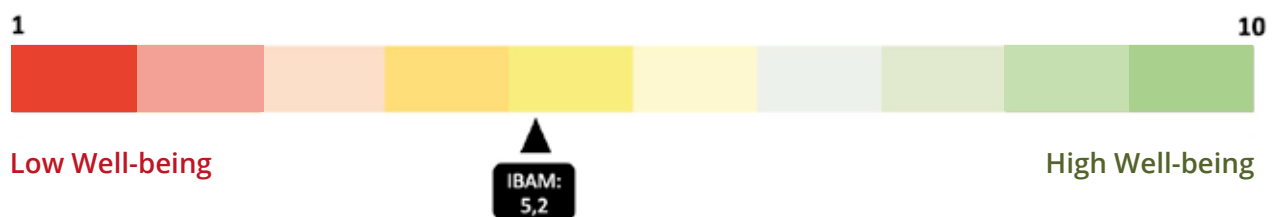
■ In the last 6 months, would you say that your needs for ... have been very, quite, little or not at all satisfied?



BASE: TOTAL INTERVIEWED

## OLDER ADULT WELL-BEING INDEX (IBAM)

It reveals the level of well-being of this population, on a scale from 1 to 10 where 1 is the lowest level and 10, the maximum.



Age				SEC level			Region						Children	
65 to 69	70 to 75	76 to 85	86 or more	Low	Medium	High	AMBA	Centro	Cuyo	NEA	NOA	Patagonia	Si	No
5,6	5,3	5,0	4,8	5,0	5,2	5,9	4,9	5,4	5,4	6,0	4,8	6,4	5,4	4,6

BASE: TOTAL INTERVIEWED

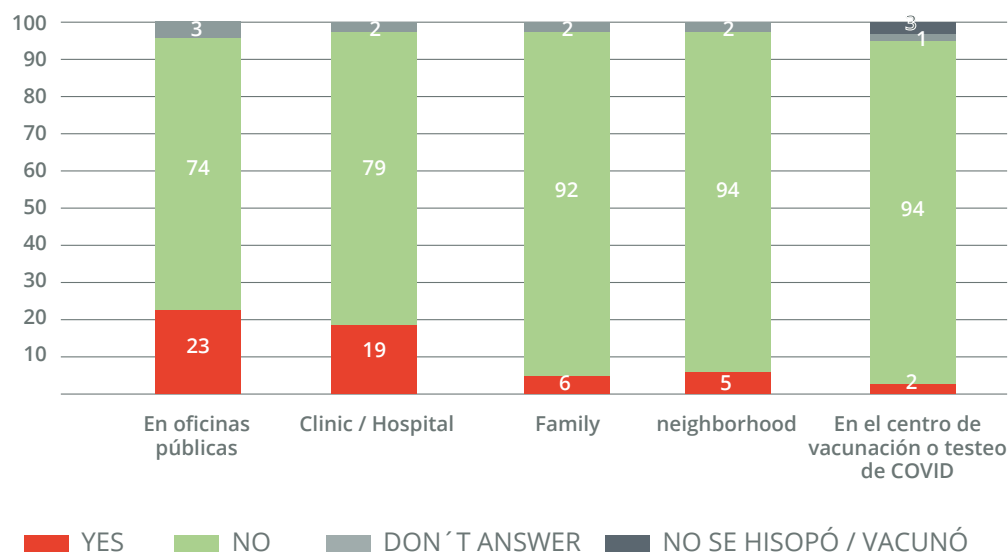




## SOCIAL TREATMENT

### SOCIAL MISTREATED

■ Have you felt abused for being an elderly person...?



37%

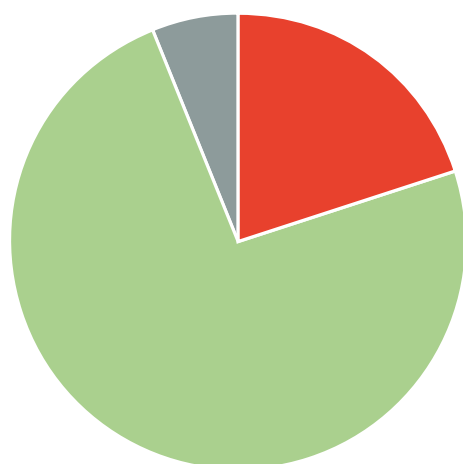
said that they felt mistreated, in at least one place, just for being elderly people.

BASE: TOTAL INTERVIEWED



## FELLING FORGOTTEN

■ Have you felt forgotten just for being an elderly person?



20% YES  
74% NO  
6% DON'T ANSWER

	Gender		Age				SEC level			Region					
	Male	Female	65 to 69	70 to 75	76 to 85	86 or more	Low	Medium	High	AMEA	Centro	Cuyo	NEA	NOA	Patagonia
Si	16	24	17	16	27	24	29	14	13	26	19	25	11	17	3
No	75	73	79	81	66	60	68	76	83	63	78	70	89	77	97
Don't answer	9	4	4	4	7	16	4	10	3	11	3	5	0	5	0

BASE: TOTAL INTERVIEWED

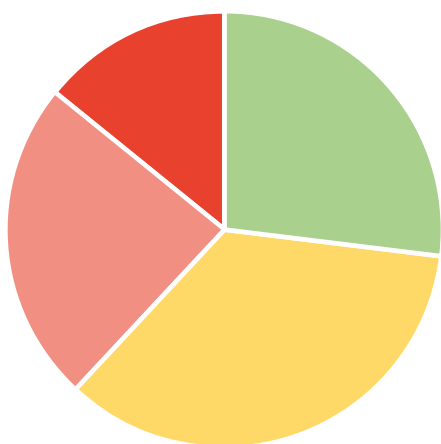




# IMPACT OF THE PANDEMIC ON THE POPULATION

## VULNERABILITY AND IMPACT OF THE PANDEMIC ON THE ELDERLY PEOPLE

An indicator is constructed to identify the percentage of elderly people who suffered some type of physical, emotional, social or health impact caused by the pandemic.



73%

Suffered some level of impact as a result of the pandemic

38%

Suffered a high or very high impact in any physical, emotional, social or health aspect caused by the pandemic

27% WITHOUT IMPACT 35% LOW IMPACT 24% HIGH IMPACT 14% VERY HIGH IMPACT

BASE: TOTAL INTERVIEWED



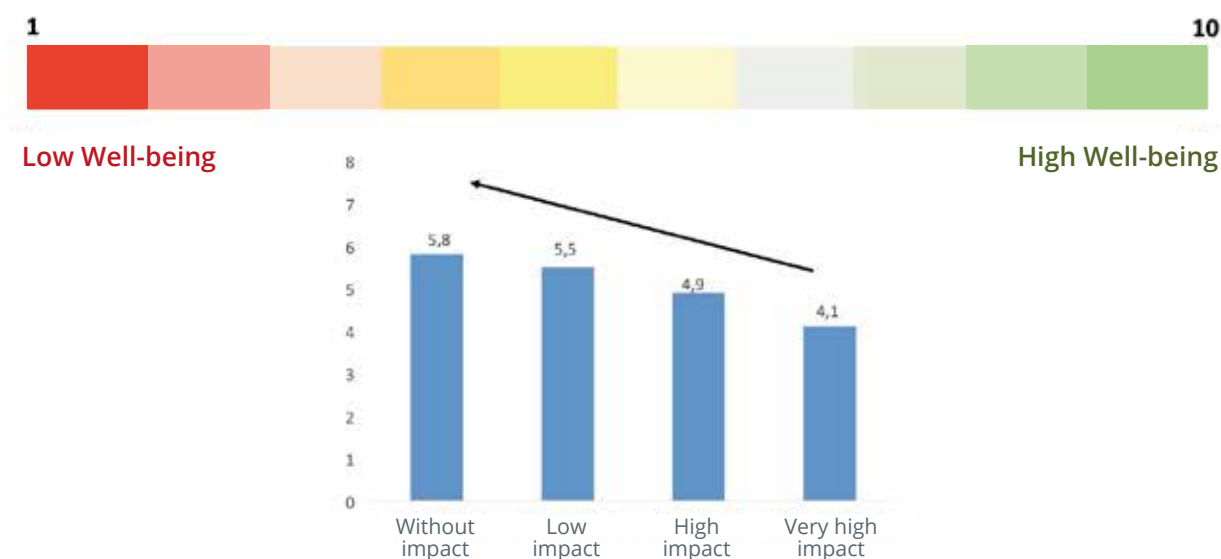
## IMPACT OF THE PANDEMIC ON THE POPULATION

### VULNERABILITY AND IMPACT OF THE PANDEMIC ON THE ELDERLY PEOPLE

	SEC level			Region						Children	
	Low	Medium	High	AMBA	Centro	Cuyo	NEA	NOA	Patagonia	Si	No
Without impact	21	31	31	29	22	35	41	19	31	27	24
Low impact	35	36	34	30	39	34	32	41	33	38	19
High impact	28	22	22	31	22	19	19	22	21	21	47
Very high impact	17	11	13	11	17	13	8	18	15	14	10
TOTAL IMPACT	79	69	69	71	78	65	59	81	69	73	76
High + Very high impact	44	33	35	41	39	32	27	40	36	36	57

BASE: TOTAL INTERVIEWED

### THE VULNERABILITY OF ELDERLY PEOPLE AND ITS IMPACT ON THE (IBAM)



BASE: TOTAL INTERVIEWED



## CONCLUSIONS

- 1 There is a correlation between the general health status and the socioeconomic level: the first is better evaluated between the medium and high levels. In turn, having children and living outside the Metropolitan Area positively condition the health of the interviewed.
- 2 The pandemic generated a greater consumption of tranquilizers, anxiolytics or sedatives. The increasement occurred especially among women and adults under 75 years of age. In addition, it generated a decrease in physical activity within this segment, less recreational activities and social encounters (even though these were virtually).





- 3 7 out of 10 respondents said they have a physical or remembering problem, being higher among women, those over 86 years of age and among low socioeconomic levels.
- 4 Recreation needs are those that have been least satisfied in the last six months.
- 5 The Index of Well-being of Older Adults (IBAM) is in an intermediate regular position. On a scale of 1 to 10, it reaches 5.2 points, being higher among medium and high levels, in Patagonia and among those who have children.
- 6 Almost 4 out of 10 respondents said they felt mistreated, in at least one place, because they were elderly people.
- 7 73% of the surveyed population is identified as a segment that suffered some level of impact on the physical, emotional, social or health aspect caused by the pandemic.



## DATA SHEET



**Target:**  
Adults over 65 years of age



**Type of survey:**  
Combined survey (telephone, face-to-face and online)



**Metodology:**  
Telephone to a database of older adults with whom the Red Cross has ties, coincidentally in areas close to the Argentine Red Cross and online to the Argentine Red Cross students who live with older adults



**Sample characteristics:**  
The field was deployed in 20 provinces of the country.



**Cases:** 1787 cases



**Error:**  
As it is not a probabilistic sample, the margin of error is not calculated. Just for information, a probabilistic sample with the number of cases indicated has a margin of error of +/- 2.4% for a confidence level of 95%.



**Dates:**  
Between July 12 and August 9, 2021.

OBSERVATORIO  
HUMANITARIO



RESEARCH ABOUT

ELDERLY PEOPLE  
IN ARGENTINA



[www.cruzroja.org.ar](http://www.cruzroja.org.ar)



CruzRojaArg



CRUZ ROJA  
ARGENTINA